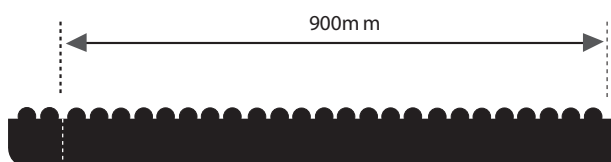

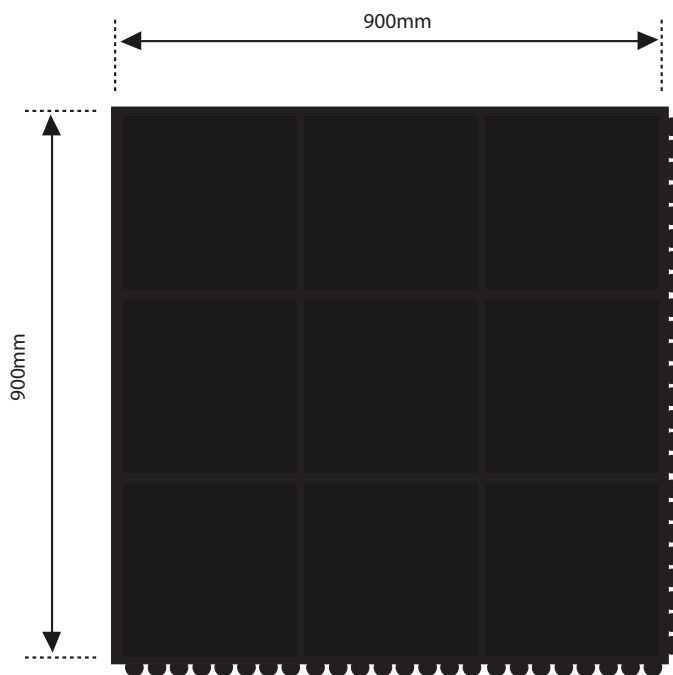



# Linkmattor

## Monteringsinstruktioner



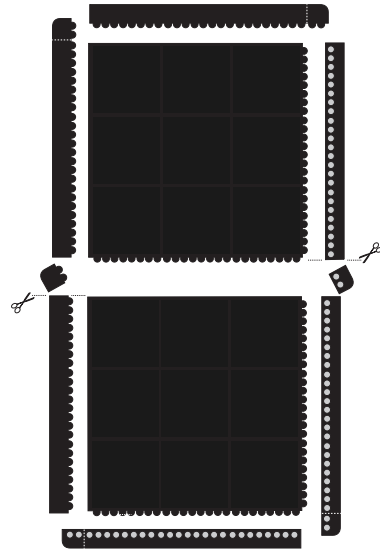
Kantlisterna finns i två olika utföranden, hona och hane. Båda har hörn som kan skäras bort vid behov.





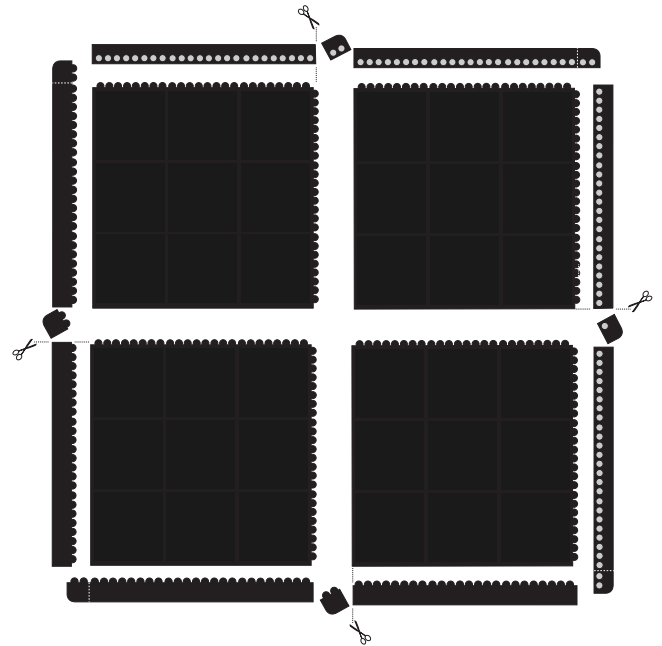
Exempel 1

- 1 st matta
- 2 kantlister hona
- 2 kantlister hane



Exempel 2

- 2 st mattor
  - 3 kantlister hona
  - 3 kantlister hane
- Total yta: 1,62m<sup>2</sup>

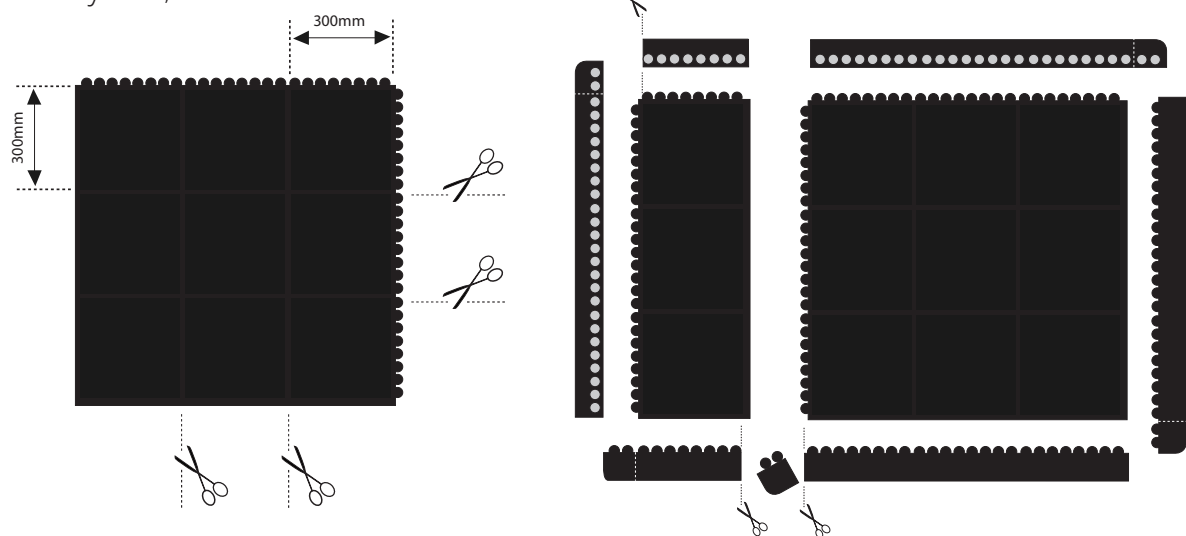


Exempel 3

- 4 st mattor
  - 4 kantlister hona
  - 4 kantlister hane
- Total yta: 3,25m<sup>2</sup>

Exempel 4

- 2 st matta (1 st delad)
  - 3 kantlister hona
  - 3 kantlister hane
- Total yta: 1,08m<sup>2</sup>



Varje matta kan delas i rutorna (30x30cm) och fortfarande behålla sin förmåga att kopplas ihop med annan matta eller kantlist.