

Speed Controller with pilot Check Valve *Series ASP*

How to Order

ASP 3 30 F-01-06 S — **Made to Order**

• Pilot check valve
 • With seals
 • Applicable tube outside diameter
 • Port size
 • With One-touch fittings

Body size

3	1/8 standard
4	1/4 standard
5	3/8 standard
6	1/2 standard

Type

3	Universal
---	-----------

Lock nut option

—	Hexagon lock nut
J	Round lock nut

Applicable tube outside diameter

Millimeter size	Inch size
06	ø6
08	ø8
10	ø10
12	ø12
07	ø1/4"
09	ø5/16"
11	ø3/8"
13	ø1/2"

Port size

Symbol	Cylinder side	Pilot port
01	R(PT)1/8	M5
02	R(PT)1/4	Rc(PT)1/8
03	R(PT)3/8	Rc(PT)1/8
04	R(PT)1/2	Rc(PT)1/4
F02	R(PT)1/4	G(PF)1/8
F03	R(PT)3/8	G(PF)1/8
F04	R(PT)1/2	G(PF)1/4
N01	NPT1/8	10-32UNF
N02	NPT1/4	NPT1/8
N03	NPT3/8	NPT1/8
N04	NPT1/2	NPT1/4

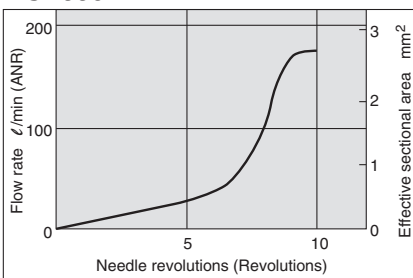
Made to Order

1 Lubricant: Vaseline

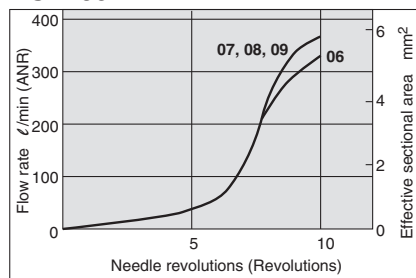
X12

Needle Valve/Flow Rate Characteristics

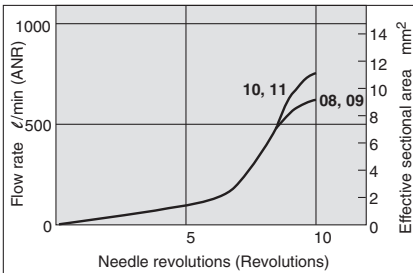
ASP330F



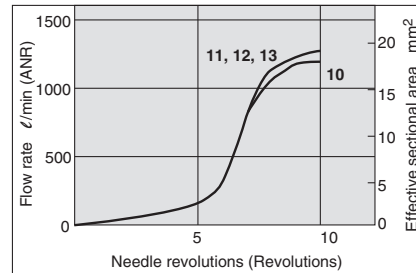
ASP430F



ASP530F



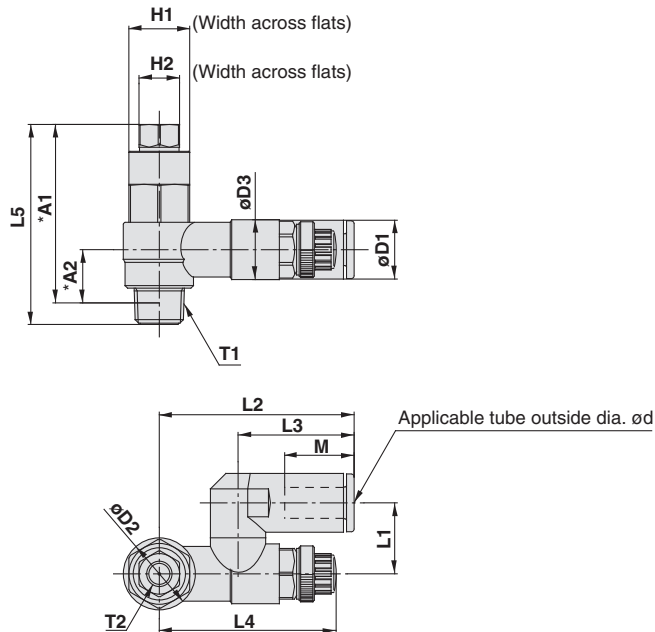
ASP630F



Series ASP

Dimensions

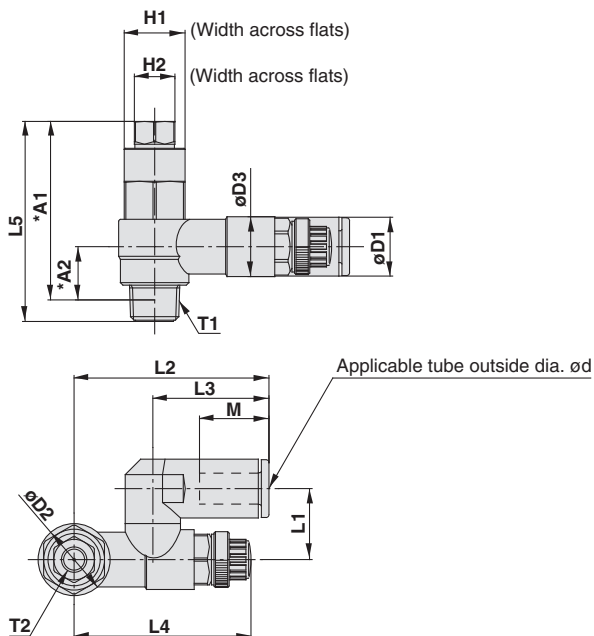
Millimeter size



Model	d	T1	T2	H1	H2	D1	D2	D3	L1	L2	L3	L4		L5	*A1	*A2	M	Weight g
												MAX.	MIN.					
ASP330F-01-06S	6	1/8	M5	12	8	11.6	14.2	11.8	14	38.4	22.9	39.6	34.6	39.5	35.2	10.5	13.7	32
ASP330F-01-08S	8					15.2						38.9	33.9					
ASP430F-02-06S	6	1/4	Rc(PT)1/8	17	12	12.8	18.5	15	18	43.4	25.2	41.7	36.7	48.7	42.4	10.9	16.8	65
ASP430F-02-08S	8					15.2						41.7	36.7					
ASP530F-03-08S	8	3/8	Rc(PT)1/8	19	12	15.2	23	19.8	20.3	51.3	28.2	46.9	41.9	56.2	50	14.4	18.7	107
ASP530F-03-10S	10					18.5						46.9	41.9					
ASP630F-04-10S	10	1/2	Rc(PT)1/4	24	17	18.5	28.6	26.5	25.9	64.2	32.6	64.8	57.3	70.3	61.8	18.3	20.8	212
ASP630F-04-12S	12					20.9						64.8	57.3					

* Reference dimensions for R(PT) threads after installation.

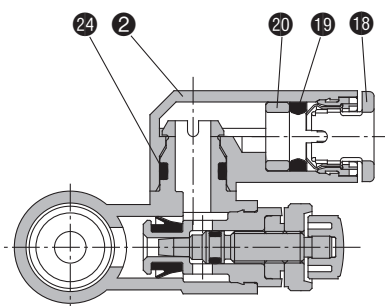
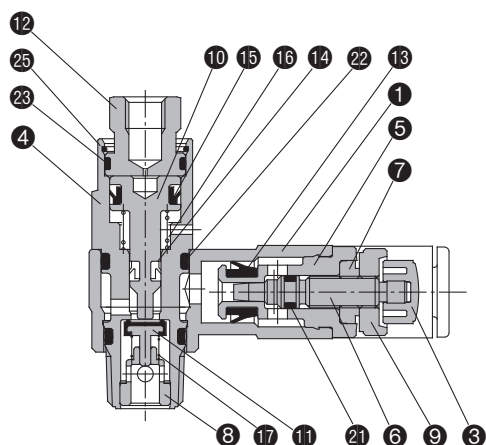
Inch size



Model	d	T1	T2	H1	H2	D1	D2	D3	L1	L2	L3	L4		L5	*A1	*A2	M	Weight g
												MAX.	MIN.					
ASP330F-N01-07S	1/4"	NPT1/8	10-32UNF	1/2"	8	13.2	14.2	11.8	15.8	42.2	25.6	38.9	33.9	39.5	35.1	10.5	17	35
ASP330F-N01-09S	5/16"					15.2						38.9	33.9					
ASP430F-N02-07S	1/4"	NPT1/4	NPT1/8	11/16"	1/2"	13.2	18.5	15	18	43.9	25.6	41.7	36.7	48.7	42.6	10.9	17	68
ASP430F-N02-09S	5/16"					15.2						41.7	36.7					
ASP530F-N03-09S	5/16"	NPT3/8	NPT1/8	19	1/2"	15.2	23	19.8	20.3	51.3	28.2	46.9	41.9	56.2	50.3	14.4	18.7	107
ASP530F-N03-11S	3/8"					18.5						46.9	41.9					
ASP630F-N04-11S	3/8"	NPT1/2	NPT1/4	15/16"	11/16"	18.5	28.6	26.5	25.9	64.2	32.6	64.8	57.3	70.3	61.8	18.3	20.8	220
ASP630F-N04-13S	1/2"					21.7						64.8	57.3					

* Reference dimensions for NPT threads after installation.

Construction



Parts list

No.	Description	Material	Note
①	Body A	PBT	
②	Elbow body	PBT	
③	Knob	PBT	
④	Pilot body	Brass	Electroless nickel plated
⑤	Body B	Brass	Electroless nickel plated
⑥	Needle	Brass	Electroless nickel plated
⑦	Needle guide	Brass	Electroless nickel plated
⑧	Guide	Brass	Electroless nickel plated
⑨	Lock nut	Steel	Zinc chromated
⑩	Piston	Brass	Electroless nickel plated
⑪	Valve	Stainless steel, NBR	
⑫	Cover	Brass	Electroless nickel plated
⑬	U seal	HNBR	

Parts list

No.	Description	Material	Note
⑭	DY seal	NBR	
⑮	DY seal	NBR	
⑯	Spring	Stainless steel	
⑰	Spring	Stainless steel	
⑱	Cassette	—	
⑲	Seal	NBR	
⑳	Spacer	—	
㉑	O-ring	NBR	
㉒	O-ring	NBR	
㉓	O-ring	NBR	
㉔	O-ring	NBR	
㉕	Ring	Stainless steel	

