

## Extraction Arm Original


The Original arm is the perfect extractor for capturing welding smoke, fumes and dust in workshops















The Original welding fume extraction arm is the perfect solution for extracting welding smoke, fumes and dust in workshops. Our extractor's patented design ensures optimum fume and dust capturing capacity and maneuverability. The extraction hood has integrated easy-to-reach buttons for lighting and fan control. The extractor is suspended by a swivel, which allows the product to rotate 360 degrees. This makes the extraction arm flexible in all directions and very simple to position. The Original extraction arm can be mounted in combination with different brackets, extension arms, on exhaust rails or on fixed or portable filter equipment. The product is equipped with a damper in the hood as standard. The welding fume extraction arm is available in lengths from 2-5 m (6,6-16 ft), and can be mounted on a ceiling, wall or bench or to an extension bracket. A wide range of accessories give unlimited possibilities to match the needs at any workplace.

- A swivel allows the product to rotate 360 degrees
- Flexible extractor in all directions and simple to position.
- Damper in the hood as standard
- Thousands of installations worldwide

|                              |                         |
|------------------------------|-------------------------|
| Product name                 | Extraction Arm Original |
| Noise level (dB(A))          | 63-75                   |
| Installation                 | [Indoor]                |
| Application                  | [dust], [fumes]         |
| Fume temperature             | Max 70° Celsius         |
| Extraction arm diameter (mm) | 160                     |
| Airflow (m³/h)               | 700-1000                |
| Diameter, hose (mm)          |                         |



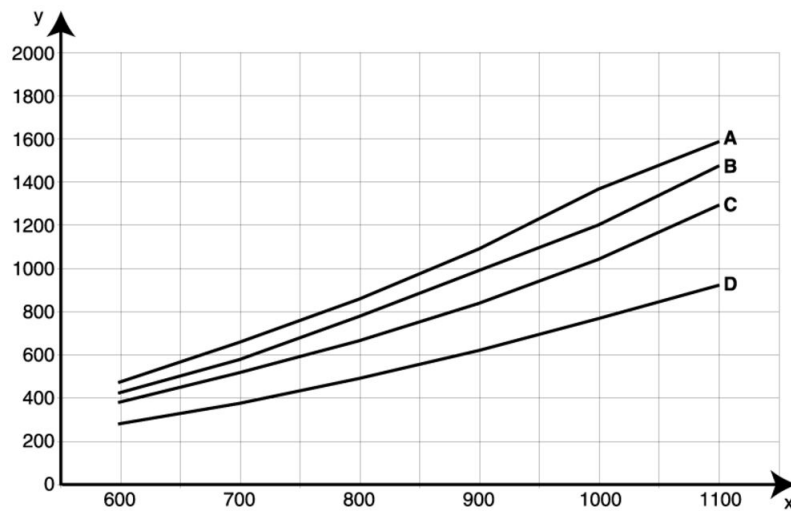
# Extraction Arm Original

| Image   | Description                                       | Arm length (m) | Colour | Weight (kg) | Model    |
|---|---|----------------|--------|-------------|----------|
|    | Original - 2m                                     | 2              | Blue   | 11          | 10554235 |
|    | Original - 3m                                     | 3              | Blue   | 13          | 10554335 |
|    | Original , V                                      | 4              | Blue   | 16          | 10554435 |
|    | Original , H                                      | 4              | Blue   | 16          | 10554535 |
|    | Original  | 5              | Blue   | 18          | 10554935 |
|    | Windscreen adhesive extractor with damper         | 4              | Blue   | 17          | 10553535 |
|  | 2m Original Arm N16 1PH 230v 0.55kw Kit           | 2              | Blue   |             | 67601290 |
|  | 3m Original Arm N24 1PH 230V 0.75kw Kit           | 3              | Blue   |             | 67601291 |
|  | 4m Original Arm N24 1PH 230V 0.75kw Kit           | 4              | Blue   |             | 67601292 |
|  | 2m Original Arm Kit including N16 0.55kw 415v fan | 2              | Blue   |             | 67601339 |
|  | 3m Original Arm Kit including N24 0.90kw 415v fan | 3              | Blue   |             | 67601340 |
|  | 4m Original Arm Kit including N24 0.90kw 415v fan | 4              | Blue   |             | 67601341 |

# Extraction Arm Original

| Accessory   |  | Part No  |
|---|--|----------|
|    | LED lamp for fume extractor (replacement)    | 10376969 |
|    | Wall bracket for extraction arm              | 10550635 |
|    | Wall bracket 1m                              | 10550735 |
|    | Wall bracket 2m                              | 10550835 |
|    | LED light/fan switch Original                | 10376922 |
|    | Spark protection for Original/NEX MD-hood    | 10551335 |
|    | Transformer 230/250 V to 24 V. 25 VA.        | 10363189 |
|   | Transformer 230/250 V to 24 V. 75 VA.        | 10361560 |
|  | Windscreen adhesive extr. hood.              | 10372173 |
|  | Airflow indicator 500-4500 Pa                | 10375373 |
|  | Airflow indicator 40-600 Pa                  | 10375374 |
|   | Spark filter for large metal hood (10321542) | 10376329 |
|  | Spark filter f. round metal hoods            | 10373118 |
|  | Hood to hose adaptor 102mm dia.              | 67000666 |
|  | Hood. aluminium. with damper.                | 10321542 |
|   | Hood for Original arm                        | 10374308 |

# Extraction Arm Original



X: airflow m³/h, Y: static pressure Pa, A = 4 m horizontal, B =

4 m vertical, C = 3 m, D = 2 m

